



Australian  
CURRICULUM

**acara** AUSTRALIAN CURRICULUM,  
ASSESSMENT AND  
REPORTING AUTHORITY

**Australian Curriculum online**  
User guide

## **Australian Curriculum online**

Background and access 3

## **Getting started**

Home page 5

The Curriculum menu 6

## **Discovering content**

Selecting a view 8

Filtering curriculum information 9

Displaying extra information 10

Downloading curriculum content 11

# Australian Curriculum online

## Background and access

### Background

The Australian Curriculum, Assessment and Reporting Authority (ACARA) has released the new Australian curriculum for Foundation to Year 12 for English, mathematics, science and history at [www.australiancurriculum.edu.au](http://www.australiancurriculum.edu.au).

'Foundation' refers to the year before Year 1, known variously as Kindergarten (NSW/ACT), Prep (QLD/VIC/TAS), Pre-primary (WA), Transition (NT) and Reception (SA).

### Access

The Portal enables users to read, review, download and print the Australian Curriculum for Foundation to Year 12.

It is open to members of the public, educators and anyone who is interested in viewing the Curriculum.

### Contact us

For information regarding the Australian Curriculum for Foundation to Year 12 and the Portal, ACARA can be contacted directly via the following:

**Address:** Level 10, 255 Pitt Street,  
Sydney, NSW, 2000

**Reception:** 1300 895 563

**Fax:** 02 8098 3103

**Media enquiries:** 02 9928 1517 (9 am to 6 pm)  
0412 584 679 (after hours)  
[media.contact@acara.edu.au](mailto:media.contact@acara.edu.au)

**General enquiries:** [consultation@acara.edu.au](mailto:consultation@acara.edu.au)

The top screenshot shows the ACARA website homepage. It features a search bar, navigation links for Home, F-10 Curriculum, Senior Secondary Curriculum, and Student Diversity, and a 'Welcome to the Foundation to Year 12 Australian Curriculum online' banner with an image of two children.

The bottom screenshot shows the 'Year 7' page. It includes a 'Filters' section with 'Apply filters' and 'Clear filters' buttons. Below the filters, there are tabs for 'View' and 'Show' with checkboxes for 'Level descriptions', 'Content descriptions', 'Achievement standards', and 'Icons'. The page content includes a section for 'English' with a sub-section for 'English Year Level Description'.

**English Year Level Description**

The English curriculum is built around the three interrelated strands of Language, Literature and Literacy. Teaching and learning programs should balance and integrate all three strands. Together the three strands focus on developing students' knowledge, understanding and skills in listening, reading, viewing, speaking, writing and creating. Learning in English builds on concepts, skills and processes developed in earlier years, and teachers will revisit, strengthen and develop these as needed.

In the Foundation year, students communicate with peers, teachers, known adults, and students from other classes.

Students engage with a variety of texts for enjoyment. They listen to, read and view spoken, written and multimodal texts in which the primary purpose is to entertain, as well as some texts designed to inform. These include traditional oral texts, picture books, various types of stories, rhyming verse, poetry, non-fiction, film, multimodal texts and dramatic performances. They participate in shared reading, viewing and storytelling using a range of literary texts, and recognise the entertaining nature of literature.

The range of literary texts for Foundation to Year 10 comprises Australian literature, including the oral narrative traditions of Aboriginal and Torres Strait Islander peoples, as well as the contemporary literature of these two cultural groups, and classic and contemporary world literature, including texts from and about Asia.

Literary texts that support and extend Foundation students as beginner readers include predictable texts that range from caption books to books with one or more sentences per page. These texts involve straightforward sequences of events and everyday happenings with recognisable, realistic or imaginary characters. Informative texts present a small amount of new content about familiar topics of interest, a small range of language features, including simple and compound sentences, mostly familiar vocabulary, known high-frequency words and single-syllable words that can be decoded phonically, and illustrations that strongly support the printed text.

Students create a range of imaginative, informative and persuasive texts including pictorial representations, short statements, performances, recounts and poetry.



Australian  
CURRICULUM

**acara** AUSTRALIAN CURRICULUM,  
ASSESSMENT AND  
REPORTING AUTHORITY

**Getting started**  
Home page overview

# Overview

## Home page

### Search box

A search box appears at the top right of every page in the portal. You can search all of the web site content using single or multiple keywords, or exact phrases.

### Main menu bar

The main menu bar provides easy access to the various ways of finding content on the portal. The active item appears in white text.

**Home** returns you to the home page.

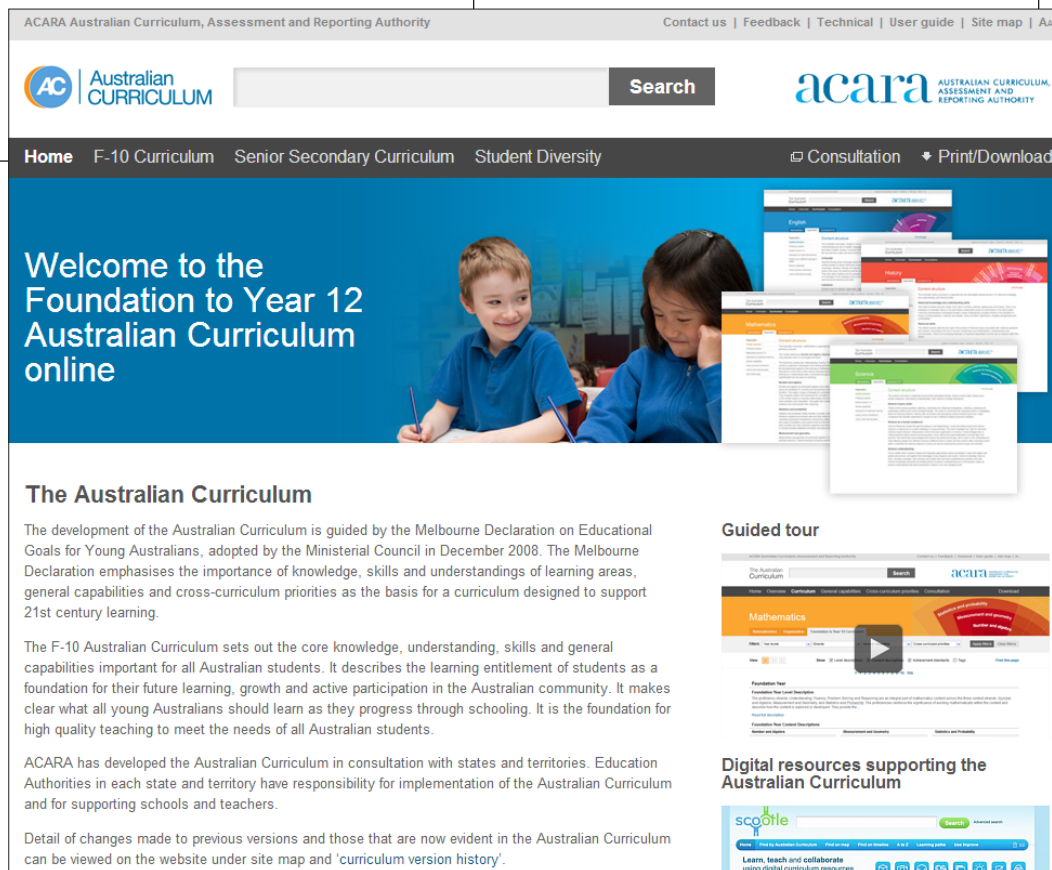
**F-10 Curriculum** and **Senior Secondary Curriculum** describe the elements of the Curriculum. By selecting one of these items, you can choose a learning area or year level to start browsing. See page 6 for more information.

**Consultation** provides the opportunity to comment on draft Australian Curriculum documents as they become available.

**Print/Download** allows you to download and print a selection of curriculum content.

### Header bar

The header bar appears at the top of every page in the portal. This bar enables you to view the site map and change the text size. **Overview** describes, at a high level, the development and content of the Australian Curriculum. You can also use the **Contact us** link to find contact details for ACARA, including an email address to request help, or the **Feedback** link to provide feedback on the site and its content. **Technical** describes the Machine Readable Australian Curriculum.



### Guided tour

Here you can view a video presentation that explains the purpose and goals of the portal.

# Overview

## The Curriculum menu

In just one step, the **Curriculum** menus allow you to view curriculum information by learning area or year level.

ACARA Australian Curriculum, Assessment and Reporting Authority Contact us | Feedback | Technical | User guide | Site map | Aa

**AC** Australian CURRICULUM Search **acara** AUSTRALIAN CURRICULUM, ASSESSMENT AND REPORTING AUTHORITY

**Home** F-10 Curriculum **Senior Secondary Curriculum** Student Diversity Consultation Print/Download

Overview

Learning Areas	General Capabilities	Cross-curriculum priorities	Year Level
English	General Capabilities Overview	Cross-curriculum priorities Overview	Foundation
Mathematics	Literacy	Aboriginal and Torres Strait Islander histories and cultures	Year 1
Science	Numeracy	Asia and Australia's engagement with Asia	Year 2
History	Information and Communication Technology (ICT) capability	Sustainability	Year 3
	Critical and creative thinking		Year 4
	Personal and social capability		Year 5
	Ethical understanding		Year 6
	Intercultural understanding		Year 7
			Year 8
			Year 9
			Year 10
			Year 10A

**Home** F-10 Curriculum **Senior Secondary Curriculum** Student Diversity

Overview (videos and information sheets)

English	Mathematics
English	Essential Mathematics
English as an Additional Language or Dialect	General Mathematics
Essential English	Mathematical Methods
Literature	Specialist Mathematics
Science	Humanities and Social Sciences
Biology	Ancient History
Chemistry	Modern History
Earth and Environmental Science	
Physics	

**Senior Secondary Curriculum** **Student Diversity**

Overview

- Students with disability
- Gifted and talented students
- Students for whom English is an additional language or dialect



Australian  
CURRICULUM

**acara** AUSTRALIAN CURRICULUM,  
ASSESSMENT AND  
REPORTING AUTHORITY

**Discovering content**  
Using the Portal

# Discovering content


## Selecting a view

**Consecutive**  
Content is displayed consecutively down the page.

**Modes**  
Content is displayed one learning area or year level at a time, organised by mode (reading, writing and speaking and listening).

**Columns**  
Content is displayed on columns across the page.

**Elaborations**  
Content is displayed one learning area or year level at a time with elaborations.



The screenshots illustrate the following views:

- Consecutive View:** Shows the 'Foundation Year' content displayed in a single vertical column.
- Modes View:** Shows the 'Foundation Year Content Descriptions' organized into three columns based on modes: Language, Writing, and Literacy.
- Columns View:** Shows the 'Foundation Year' content organized into three columns based on year levels: Foundation Year, Year 1, and Year 2.
- Elaborations View:** Shows the 'Foundation Year' content with detailed 'Elaborations' provided for each learning area (Language, Writing, and Literacy).



# Discovering content

## Filtering curriculum information

When viewing curriculum content, you can filter the information to your requirements by selecting just the specific year levels, strands, general capabilities and cross-curriculum priorities that you want to see.

**Apply filters and Clear filters**  
To filter the displayed information according to your choices select **Apply filters**.  
To remove all your changes select **Clear filters**.

Year levels	Strands	General capabilities	Cross-curriculum priorities
<input type="checkbox"/> Select All	<input type="checkbox"/> Select All	<input type="checkbox"/> Select All	<input type="checkbox"/> Select All
<input type="checkbox"/> Foundation Year	<input type="checkbox"/> Language	<input type="checkbox"/> Literacy	<input type="checkbox"/> Sustainability
<input type="checkbox"/> Year 1	<input checked="" type="checkbox"/> Literature	<input type="checkbox"/> Intercultural understanding	<input checked="" type="checkbox"/> Aboriginal and Torres Strait Islander histories and cultures
<input checked="" type="checkbox"/> Year 2	<input type="checkbox"/> Literacy	<input type="checkbox"/> Personal and social capability	<input type="checkbox"/> Asia and Australia's engagement with Asia
<input checked="" type="checkbox"/> Year 3		<input checked="" type="checkbox"/> Information and communication technology capability	
<input type="checkbox"/> Year 4		<input type="checkbox"/> Critical and creative thinking	
<input checked="" type="checkbox"/> Year 5		<input type="checkbox"/> Numeracy	
<input type="checkbox"/> Year 6		<input checked="" type="checkbox"/> Ethical behaviour	

**Filter options**  
In each drop down box, tick the check box next to one or more items.  
To select every item in a list tick the **Select All** check box.

# Discovering content

## Displaying extra information

When viewing detailed curriculum information, you can show or hide level and content descriptions, achievement standards and tags.

Tick these check boxes to view extra curriculum information.

The screenshot shows a curriculum page for 'Foundation Year'. At the top, there are navigation icons and a 'Show' section with checked boxes for 'Level descriptions', 'Content descriptions', 'Achievement standards', and 'Tags'. A 'Print this page' link is also visible. Below this is a pagination bar with 'F 1 2 3 4 5 6 7 8 9 10'. The main content area is titled 'Foundation Year' and includes a 'Foundation Year Level Description' and 'Foundation Year Content Descriptions'. The content descriptions are organized into three columns: Language, Literature, and Literacy. Each column contains specific descriptions and icons representing different modes or standards.

**Level descriptions**  
If you tick the **Level descriptions** check box, this description is displayed at the top of each level.

**Content descriptions**  
If you tick the **Content descriptions** check box, text of this type appears throughout the curriculum page. You can view additional information by selecting the code (in this example, ACELY1645).

**Tags**  
If you tick the **Tags** check box, icons of this type appear throughout the curriculum page. Tags indicate cross-curriculum priorities and modes.



**Achievement standards**  
If you tick the **Achievement standards** check box, detail of the achievement standard appears beneath the content area.

This section shows the 'Foundation Year Achievement Standard'. It includes a 'Receptive modes (listening, reading and viewing)' section with a description of student expectations and a 'Productive modes (speaking, writing and creating)' section. The text is accompanied by icons representing different modes and standards.

# Discovering content

## Downloading curriculum content

ACARA Australian Curriculum, Assessment and Reporting Authority [Contact us](#) | [Feedback](#) | [Technical](#) | [User guide](#) | [Site map](#) | [Aa](#)

[Home](#) [F-10 Curriculum](#) [Senior Secondary Curriculum](#) [Student Diversity](#) [Consultation](#) [Print/Download](#)

## Download

[F-10 Curriculum](#) [Senior Secondary Curriculum](#)

**Select learning areas to include:**

- All learning areas
  - English
  - Mathematics
  - Science
  - History

**Select year levels to include:**

- All year levels
  - Foundation Year
  - Year 1
  - Year 2
  - Year 3
  - Year 4
  - Year 5
  - Year 6
  - Year 7
  - Year 8
  - Year 9
  - Year 10
  - Year 10A

**Select curriculum elements to include:**

- All curriculum elements
  - Cover page
  - Rationale and aims
  - Organisation
  - Curriculum Content
  - Elaborations
  - Achievement standards
  - Scope and sequence charts
  - Glossaries

**Select additional sections to include:**

- All additional sections
  - General capabilities
  - Cross-curriculum priorities

**Print/Download**  
By selecting **Print/Download**,  
a box like the one below will  
appear.

**Download**  
To generate and download a  
PDF select **Download**.

**Filter options**  
Tick the check box next to every item  
you would like to be included in the  
report that you download.